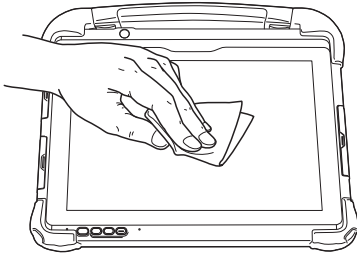


DT Research Film Screen Protector

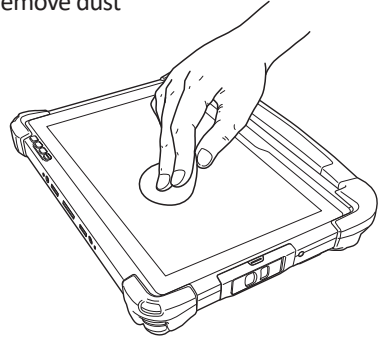
for 10.1", 11.6", 13.3" Rugged Tablet

Installation Guide

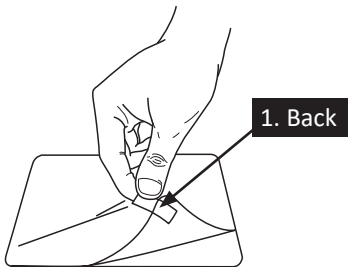
- 1 Use the included microfiber cleaning cloth to clean the tablet screen




- 2 Use the included dust-absorber to remove dust



- 3 Peel off the backing film (1. Back)



- 4 Carefully align one edge of the film to the corresponding one of the screen, then apply the film onto the screen



- 5 Gently remove air bubbles

